

Posting Your Flowers

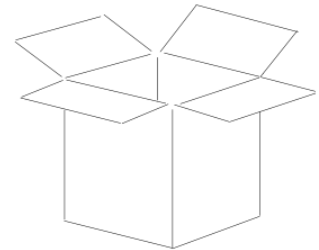
Before shipping, keep flowers in a cool dry place. Recut stems and keep in fresh water until shipped.

Steps to follow - Express Posting your Flowers

What you need:

A large box bigger than your flowers, you can purchase this from office works or Australia post office:


- tissue paper & paper towels
- string or tape
- soft padding (Pillow fluff or packing peanuts)
- scissors or secateurs
- pen & permeant marker
- Packing Tape



NO NEWSPAPER, WET PACKS or PLASTICS cause your flowers to mould and we will not be able to use them. Please do not wrap flowers in wet paper towels. Keep all packing materials dry

How to pack:

1. Pull your flowers out of water and dry the stems thoroughly, Wrap your stems in paper towelette & secure with a string or tape.
2. Keep your ribbon/s dry & any special tokens you want left on the stems, don't remover (unless you would like replacement ribbon)
3. Put scrunched up paper around the inside of the box to cushion for your flowers, make a well in the centre for your stems to sit.
4. Place your flowers in the centre of your large box (stems should sit in the well you created) Your flowers should not touch the sides of the cardboard box. *one finger gap is great*
5. Now surround the flower delicately with paper towels, tissue paper or soft padding. **NO NEWSPAPER, WET PACKS or PLASTICS**
6. Put a little padding on top if necessary to stop movement of your bouquet, **don't crush** or press down on the flowers (please check the lid won't crush them).
7. Make sure your flowers have enough room so the flowers don't crush on top (please select the right box for your flowers)
8. If adding a Buttonhole, please pop him in a little container so he doesn't get lost of crushed and place him at the bottom in a corner,
9. Adding wedding certificate or invitation (please make sure its secure, and water tight)
10. Extra flowers, just add them in with your wedding bouquet.
11. **PLEASE ADD YOU NAME OR INVOICE INTO THE BOX.**



Orchids & delicate flowers:

If your bouquet has orchids, please be super careful when packing them, I would recommend cutting them out of your bouquet & keeping them on top of your flower with a little padding.

How to label it:

labelling the box to protect them from miss treatment. (VERY IMPORTANT)

1. PRINTOUTS, I have attached print outs to be stuck **on all four sides of your box** for transport
2. EXPRESS SHIPPING TAPE, the post office should have this tape, once booked in.
3. CLEARLY LABELED, make sure you have your full name and address clearly marked on the outside of the box, in case of return shipping.
4. You can write or print out our postage address for your box (PRINTOUT BELOW)

Damaged or Unusable flowers:

Flowers that arrive damaged or beyond a condition that is acceptable for preservation will not be replaced without your consent and approval. Any additional charges for replacement flowers will be added to your balance.

We recommend using Australia Express Post guaranteed next day delivery. We have found this to be a very reliable and cost-effective option costing approximately \$35.00 – \$180.00, depending on weight and location.

Postage address:

*Safe to leave unattended ** PLEASE NO SIGN ON DELIVERY ** Make sure you let the post office know Do not post flowers on Thursday(pm) or Friday, Australia post doesn't deliver Saturdays and Sundays.

LIA HARRIS
THE VINTAGE FLOWER BOX
25 BOONA ST PETRIE, QLD 4502
0477 776 013

Tracking:

Please send us your **tracking number** as soon as you post your flowers, this is so we can also keep track of your box of flowers, to insure a safe and fast arrival * _____

Lost Box or Late Arrival date:

The vintage flower box is not responsible for any lost, late or damaged flowers. Unfortunately this is our of our hands, 99% of the time we receive the flowers in good condition.

- If they arrive damaged, I will send you pictures and will be in contact
- If flowers are lost, you will need to contact the post office and investigate what's happened and from them we can discuss further, with what you would like to do.

Return Shipping:

Your framed flowers will be shipped to the address that you specify during the Shipping process. If you are shipping to more than one address, additional shipping charges will apply. If you anticipate moving before your order is completed, please contact us with your new shipping address to avoid additional shipping charges due to returned or forwarded delivery. Tracking number will be sent in an email once flowers have been completed, we used a company that's insures door-to-door delivery, documentation, timely tracking and notifications.

Once your piece is completed there will be a flat rate cost for postage \$172.88 additional, **insurance can be added for and extra \$100**. the cost of return postage will be on the invoiced and paid all together. (Australia only) the return postage is always at customers cost.

Terms:

It is your responsibility to confirm your design specifications with us prior to the commencement of the preservation and design process. If you are unsatisfied with your frame, you have 30 days after the receipt of your completed order to contact the vintage flower box with your concerns. You are responsible for all shipping and insurance charges to return the order to us as well as the return shipment to you.

LIA HARRIS

THE VINTAGE FLOWER BOX

25 BOONNA STREET


PETRIE, QLD 4502

0477 776 013

*NO SIGNATURE REQUIRED *

FRESH FLOWERS

THIS WAY UP



FRA GILLE FLOWER

***** DON'T LEAVE IN THE SUN *****

FRESH FLOWERS